


### AUTOMATIC NET WEIGHT LIQUID FILLING MACHINES - AE SERIES

#### ELECTRONIC NET WEIGHT FILLING AND CLOSING MACHINE FOR BOTTOM FILLING 1 GALLON THROUGH 5 GALLON CONTAINERS



Ideal-Pak Model AE2-CEM Two Head Automatic Net Weight Liquid Filling Machine

#### PRODUCT OVERVIEW

The Ideal-Pak **PREMIER** Line delivers the highest of levels of automation and precision filling performance in a full-featured package. Improve productivity with automatic PLC-controlled filling, lid placement, lid closing and conveyor systems for hands-free operation.




#### STANDARD PRODUCT FEATURES

- Electronic Net Weight Filling – In Single or Dual Container Filling Station Configurations
- Allen-Bradley PLC
- Auto Preact
- Bottom Fill (Shown) or Top Fill (Not Shown)
- Check Weigher at Fill Stations
- Clean Two Stage Conveyor Design
- Container Counter
- Fast Fill Recipe Development & Convenient Fill Recipe Storage
- Fills Quart to 6 Gallons
- Heavy Duty Roller Closer
- Large Color Touch Screen HMI with Recipe Storage & Ethernet Connectivity
- Lb/Kg Weight Units Toggle
- Machine Diagnostics
- No Container No Fill Detection
- No Lid Sensor
- Patented Flush-Fill Cart System
- Patented Interchangeable Fill Cart (Ideal-Pak DFS® Direct Fill System or Manifold Fill Cart)
- Permanent Lubrication
- Preventative Maintenance Alert
- Rigid Steel Frame Construction

#### CONTAINER SIZE

Small Containers			
1/2 Pint	•	Pails	
Pints		Kegs	
Quarts		Drums	
• Gallons		Totes	

#### INDUSTRIES SERVED

Paints & Coatings	
Chemicals	
Lubricants	

#### ABOUT IDEAL-PAK

Ideal-Pak Liquid Filling Machines are designed to increase your yields, productivity and efficiency. Choose from Automatic to Semi-Automatic or Manual Configurations to fill small containers up to drums and totes. Ideal-Pak customers are in the paint and coatings, lubricants, chemicals and food & beverage industries.

Ideal-Pak is also your first source for a wide variety of closing machines, lid placers and precision nozzles, plus parts and service, (including Neupak).

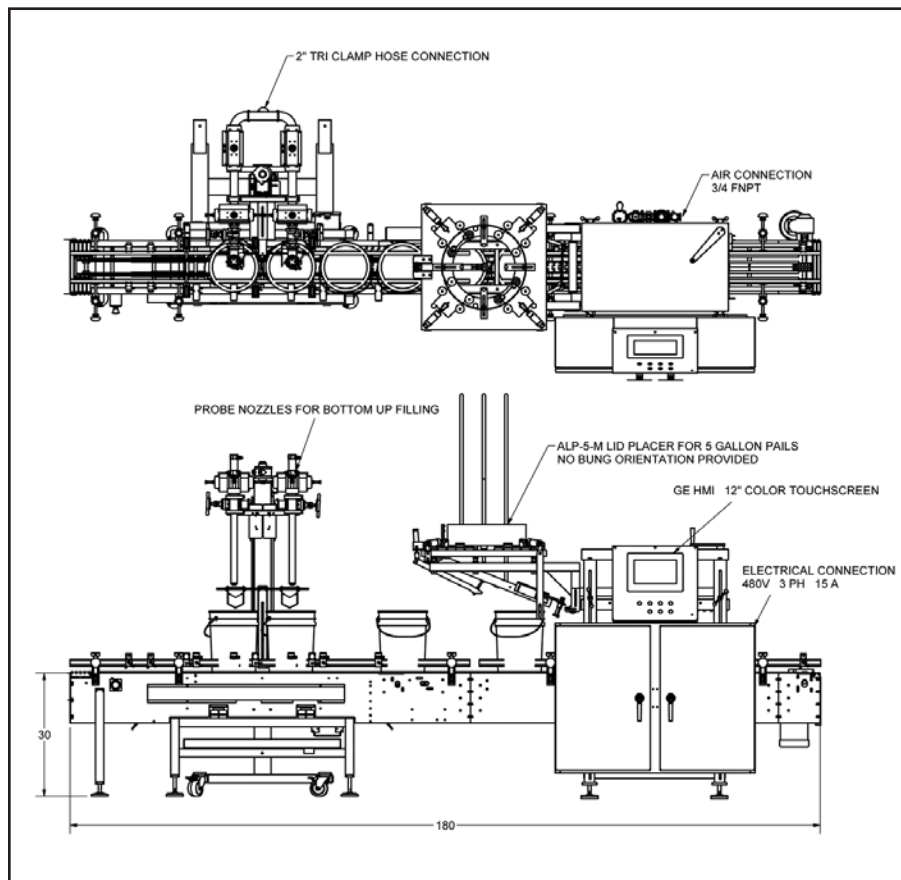
May be covered by one or more of the following U.S. Patents: #5,505,233, #5,823,406, #6,148,877, #6,595,250



## Automatic Net Weight Liquid Filling Machine


MACHINE SPECIFICATIONS		
Electrical	208-230/460 VAC, 1 Ø, 60 Hz	
Air (per head)	140 SCFM @ 80 PSI (Clean Dry Air) with pump	
Speed (CPM) 2 Fill Heads	Top Fill Estimated Range*	Bottom Fill Estimated Range*
1 Gallon	8 - 14	7 - 10
5 Gallon	5 - 8	3 - 6
Accuracy: To Within $\pm$ .10 lbs		
*Estimated average range for screw top & F-Style containers. Fill rates will vary depending on container size, container shape, fill opening, accuracy required, product supply, as well as individual product characteristics and operation mode.		

Subject to changes and modifications without notice.



May be covered by one or more of the following U.S. Patents: #5,505,233, #5,823,406, #6,148,877, #6,595,250

AE2-CEM Rev. 09-2014



**Ideal-Pak Model AE2-CEM Two Head Automatic Net Weight Liquid Filling Machine Configured for Top Filling**

### OPTIONS

- Additional Mobile Filling Carts
- Explosion Proof Machine Upgrade (Class 1, Div 1)
- Flush Trough for Remote Fill Cart Cleaning
- Glycol Pumps
- Hand Capper (pneumatic)
- Ideal Pak's Exclusive Direct Fill System DFS® Fill Carts
- In-feed and Exit Conveyors (Gravity Roller or Powered)
- Lid Placers
- Nitrogen Purge Controls
- Pump Controls
- Roller Closers, Crimper Closers or Press Plate (burper) Closers
- Rotary In-Feed or Accumulation Tables
- Sanitary Contact Parts
- Spare Parts Kits
- Top Fill, Inside Fill or Bottom Up Filling
- Various Nozzle Configurations; Cone, Plug, Probe & Shower
- Zinc Plated Carbon Steel, Stainless Steel or Epoxy Coated Paint Frame